
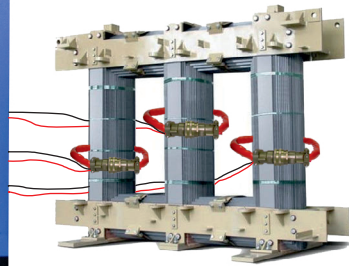




Pre Core Loss Testing Panel



Variac

PRE CORE LOSS TESTING PANEL

KEY FEATURES

- Capable to Test up to 1000 KVA Transformer Core (Other models available on request)
- Useful for No Load Loss and Current (Open Circuit Test) before winding
- Mains indication by R,Y,B indication Lamp
- Test ON/OFF indication Lamp
- Mains & Output Power MCB Protection
- Motorized Control of Output Power
- Hold feature to freeze all measurement of Power Analyzer
- Computer Interfacing Software for Power Analyzer
- Zero start interlock facility
- MCB protection for all Meters & Instrument
- Testing Jig Provided as per requirement

PRE CORE LOSS TESTING PANEL



VEER ELECTRONICS make Pre Core Loss Testing Bench is useful for testing the Transformer core. Testing Panel has include No Load Test (Open Circuit Test). All controls, instruments, and connections are panel-mounted for ease of access and viewing.

FEATURES & SPECIFICATIONS


- Capacity up to 1000KVA Transformer Core (Other Ranges available on request)
- Measurement : Mains, No Load Test of Transformer core
- Motorized Control of Output Power
- Panel is mounted on a wheels for ease of movement

FEATURES & SPECIFICATIONS OF TESTING JIG

- Single Core 1Sqmm Cable in each Turn
- Number of Turns in each Jig will provided as per requirement
- Military Connectors provided at both ends
- Length of each Jig will provided as per requirement
- Jig covered by highly insulated silicon sleeve

3-PHASE PRECISION POWER ANALYZER

VEER Power Analyzer VPA-60080 is an accurate Instrument to test 3 phase & 1 phase electrical Machines due to high sampling rate & simultaneous measurement of parameters. It has no adjustable components inside so, accuracy remains long time. We provide Free Software "VEER POWER ANALYZER TOOL" with VPA-60080 to communicate with computer which is capable to collect all parameters from VPA-60080 & generates test report. You can see parameters in different view like Digital, Analog, Graphical etc in real time. You can record test data in real time to eliminates Human error.



FEATURES & SPECIFICATIONS

- TRMS Voltage 600V /1200V Phase,1050V / 2100V Line
- TRMS Current 80A / 160A Direct
- Mean, Rectified and Peak value of Voltage and Current
- 500 Test Data Storage Inbuilt (1000 Optional)
- USB , RS-232 / RS-485 interface & Free Software
- 20 X 4 LCD Display & Ultra Glow Red LED Display
- High Speed Measurement in 0.25Sec (Optional)
- Tamper Proof Calibration & Long term stability
- Double Fuse Protection
- Inbuilt Surge Protection in Voltage Input
- Auto Over Voltage Shutdown Facility (Optional)
- Portable in size
- 2 in 1 Rack Mountable & Table Top Model
- User Friendly Operation with embossed Key Pad
- NABL certified in EQDC & ERDA

MEASUREMENT FUNCTIONS

Parameter	Voltage / Current / Active power	
System	Digital sampling, Sum of average method	
Accuracy (within 1 year after Calibration*) Conditions: - Temperature : 25 °C± 5 °C Humidity : 30 - 75% RH Input : Sine wave Power factor : 1.0 Display digits : 5 / 6 digits Sample Avg : 10 Sample *Normal test & input condition	Frequency Range	Accuracy
	30 Hz to 44 Hz	±(0.2% of reading + 0.2% of range)
	45 Hz to 65 Hz	±(0.1% of reading + 0.1% of range)
	66 Hz to 800 Hz	±(0.2% of reading + 0.2% of range) Peak / Mean= Above X 2
Additional power factor effect on active power measurement	At 50Hz 0.035 ° or Time delay errors 2.5 µS	
Effective Input range	10-100% of Voltage, 1-100% current range rating	
Display updating value	1 to 10 seconds selectable by sample Average menu	
Frequency Measurement	For Input 3% of V1 from 30 to 800Hz Accuracy ± 0.05% Frequency measured between V1 Input & Neutral Terminal	
Power supply	160V - 290V @ 50Hz / 100V - 140V @ 60 Hz	
Power consumption	15VA maximum	
Dimension (W x D x H)	376 x 320 x 145 mm including projection**	
Panel Cut Out Size	332 x 133 mm without Feet**	
Weight	5.5 kg approx.**	

FEW OTHER PRODUCTS AT A GLANCE

TRANSFORMER TESTING PANEL FOR OC, SC, DVDF, HV & TRANSFORMER TURNS RATIO TEST




Variac



HV Transformer



Transformer Turn Ratio Meter



DVDF Set



Transformer Testing Panel

TEST IN TRANSFORMER TESTING PANEL

- Measurement of No Load Loss and Current (Open Circuit Test)
- Measurement of Impedance Voltage / Short Circuit Impedance (Principal Tap) and Load Loss (Short Circuit Test)
- Induced AC Voltage Test (DVDF Test)
- Dielectric Tests of Transformer. (High Voltage Test)
- Transformer Ratio Test



**VEER
ELECTRONICS**

LET'S SAVE ENERGY

VEER ELECTRONICS PRIVATE LIMITED

Plot No. B-45, GIDC Electronics Estate, Sector-25,
Gandhinagar - 382024, Gujarat, India.

Phone : +91 - 79 - 23 28 92 25 Fax : +91 - 79 - 23 28 92 26

Mobile : +91 - 98 79 20 80 38 / 34 86

Email : sales@veerelectronics.com, info@veerelectronics.com

Web : www.veerelectronics.com, www.veerpoweranalyzer.com



Scan to Reach us



Dealer / Distributor